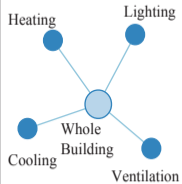
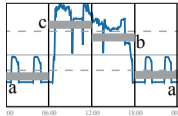


Top-Down whole building analysis

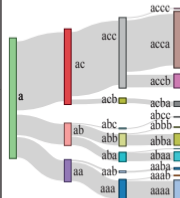
1) Data preprocessing



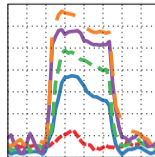
2) SAX transformation



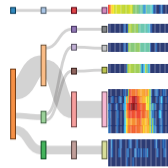
3) Daily profile tagging and filtering



4) Clustering



5) Visualization and interpretation



Bottom-up diagnostics, model fitting, or design-phase feedback