

Clinical algorithms for monitoring and management of spontaneous, uncomplicated labour and childbirth

Julia Pasquale¹, Celina Gialdini¹, Mónica Chamillard¹, Virginia Diaz¹, Marcus Rijken², Joyce Browne L², Mimi Tin Yan Seto³, Ka Wang Cheung³, and Mercedes Bonet⁴

¹Centro Rosarino de Estudios Perinatales

²Universitair Medisch Centrum Utrecht

³The University of Hong Kong Department of Obstetrics and Gynaecology

⁴World Health Organization TDR

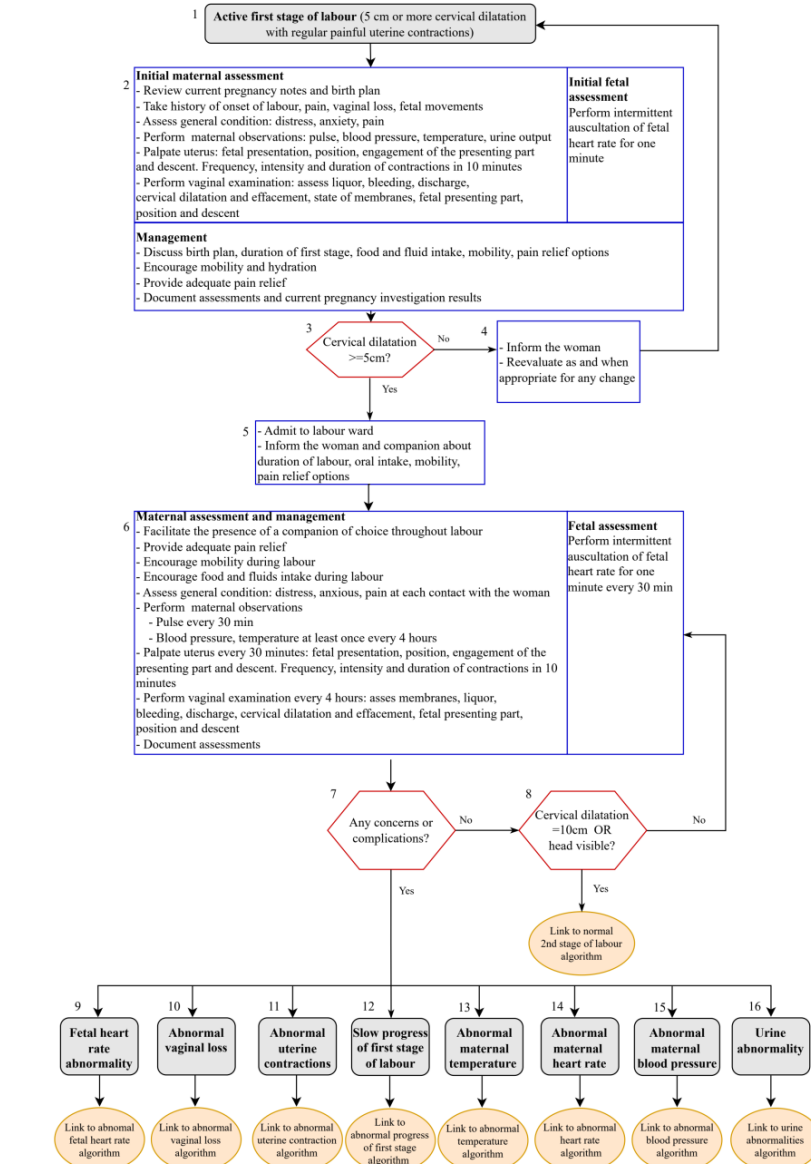
November 21, 2023

Abstract

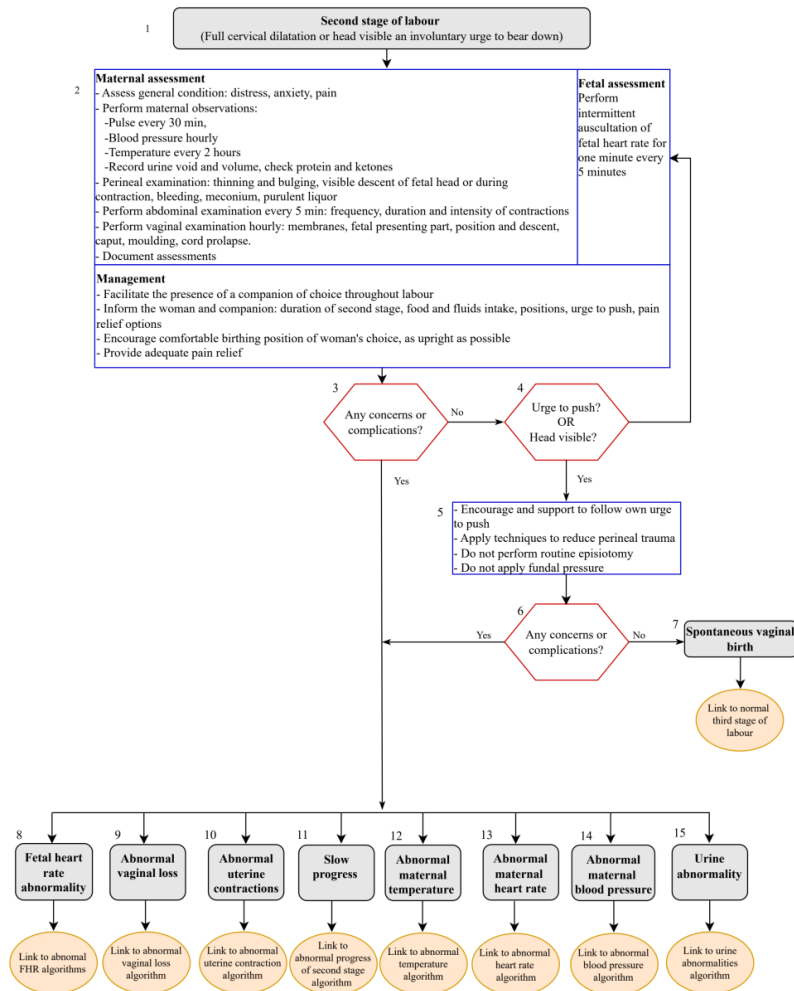
Aim: To develop evidence-based clinical algorithms for the assessment and management of spontaneous, uncomplicated labour and vaginal birth. **Population:** Pregnant women at any stage of labour, with singleton, term pregnancies considered to be at low risk of developing complications. **Setting:** Health facilities in low- and middle-income countries. **Search Strategy:** We searched for relevant published algorithms, guidelines, systematic reviews and primary research studies on Cochrane Library, PubMed, and Google on terms related to spontaneous, uncomplicated labour and childbirth up to 01 June 2023. **Case scenarios:** Three case scenarios were developed to cover assessments and management for spontaneous, uncomplicated first, second and third stage of labour. The algorithms provide pathways for definition, assessments, diagnosis, and links to other algorithms in this series for management of complications. **Conclusions:** We have developed three clinical algorithms to support evidence-based decision making during spontaneous, uncomplicated labour and vaginal birth. These algorithms might help guide health care staff to institute respectful care, appropriate interventions where needed, and potentially reduce the unnecessary use of interventions during labour and childbirth.

Hosted file

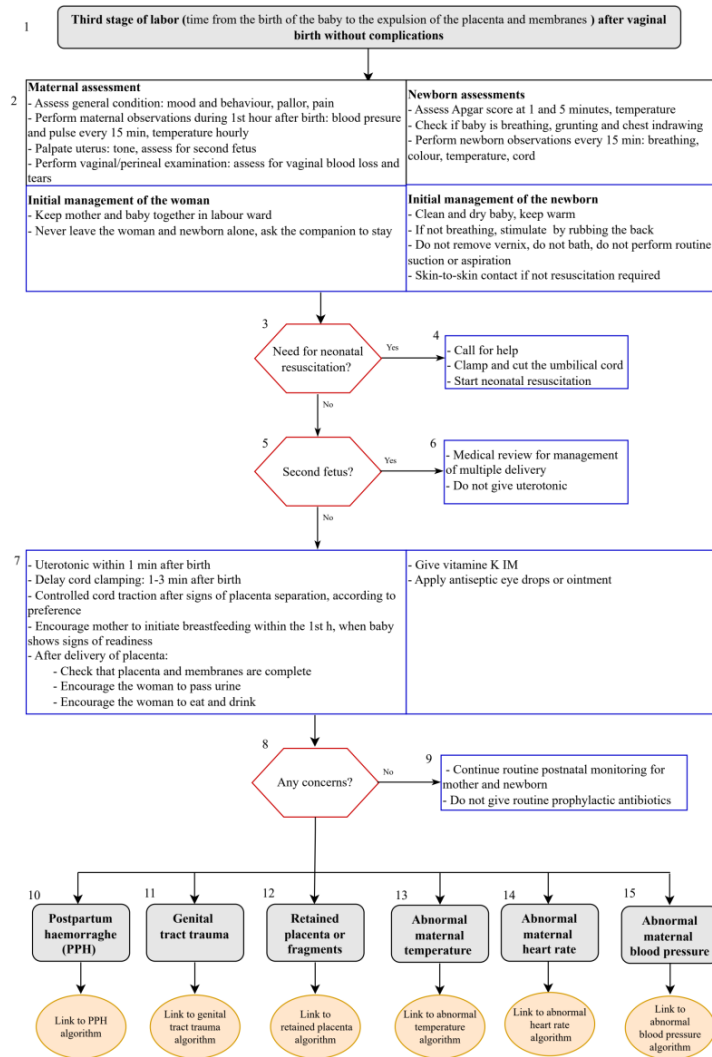
Clinical algorithms for monitoring and management of spontaneous, uncomplicated labour and childbirth.d available at <https://authorea.com/users/375220/articles/688303-clinical-algorithms-for-monitoring-and-management-of-spontaneous-uncomplicated-labour-and-childbirth>



Disclaimer: The algorithm is based on best evidence available to date. Responsibility for the interpretation and use of this algorithm lies with the reader. In no event shall the authors be liable for damages arising from its use.



Disclaimer: The algorithm is based on best evidence available to date. Responsibility for the interpretation and use of this algorithm lies with the reader. In no event shall the authors be liable for damages arising from its use.



"Disclaimer: The algorithm is based on best evidence available to date. Responsibility for the interpretation and use of this algorithm lies with the reader. In no event shall the authors be liable for damages arising from its use."

Hosted file

Figure S1. Search results flowchart Normal Labour.docx available at <https://authorea.com/users/375220/articles/688303-clinical-algorithms-for-monitoring-and-management-of-spontaneous-uncomplicated-labour-and-childbirth>

Hosted file

Table S1 Summary of Evidence Table for spontaneous, uncomplicated active first stage of labour.docx available at <https://authorea.com/users/375220/articles/688303-clinical-algorithms-for-monitoring-and-management-of-spontaneous-uncomplicated-labour-and-childbirth>

Hosted file

Table S2 Summary of Evidence Table for spontaneous, uncomplicated active second stage of labour.docx available at <https://authorea.com/users/375220/articles/688303-clinical-algorithms-for-monitoring-and-management-of-spontaneous-uncomplicated-labour-and-childbirth>

Hosted file

Table S3 Summary of Evidence Table for third stage of labour after vaginal birth without complications. available at <https://authorea.com/users/375220/articles/688303-clinical-algorithms-for-monitoring-and-management-of-spontaneous-uncomplicated-labour-and-childbirth>