

Repeating Crumley: Day I Part 2

Anthony Salvagno¹

¹Affiliation not available

April 17, 2023



Repeating Crumley: Day I Part 2

ANTHONY SALVAGNO

 [READ REVIEWS](#)

 [WRITE A REVIEW](#)

CORRESPONDENCE:

DATE RECEIVED:

June 10, 2015

DOI:

10.15200/winn.142722.25473

ARCHIVED:


March 24, 2015

CITATION:

Anthony Salvagno, Repeating Crumley: Day I Part 2, *The Winnower* 2:e142722.25473 , 2015 , DOI:

[10.15200/winn.142722.25473](https://doi.org/10.15200/winn.142722.25473)


© Salvagno This article is distributed under the terms of the [Creative Commons Attribution 4.0 International License](#), which permits unrestricted use, distribution, and redistribution in any medium, provided that the original author and source are credited.




99.9% D₂O




66% D₂O WITH MORE RESOLUTION, MANUAL FOCUS



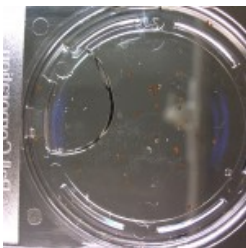
66% D₂O



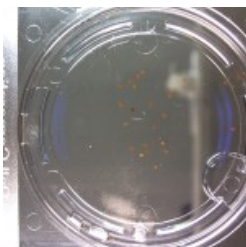
DDW




NO SEEDS, DI WATER



33% D2O



DI WATER



SETUP WITH WEBCAM

These pictures are setup as in picture 1 (with a computer attached to the webcam). The webcam is a [Logitech HD Pro Webcam C910](#) with the capability to take 10MP images and record in full 1080p.

I took one picture of each sample and then discovered that I could increase the image resolution and manually control the focus and some other properties, so I took one more (the second picture of the 66% D2O sample). From the looks of it, the image quality is more than enough for this experiment. And also between the identical pictures (with different settings) the resolution difference doesn't make that much of a difference.

Opinions, comments, questions? Drop 'em like their hot...