

Effects of Spatial Resolution on the Martian Pickup Ion Plume in Global Martian Plasma Simulations

Osowski Jeremy¹, Egan Hilary², Dong Chuanfei³, Brain David⁴, and Jakosky Bruce²

¹Laboratory for Atmospheric and Space Physics

²University of Colorado Boulder

³Princeton University

⁴Laboratory for Atmospheric and Space Physics, University of Colorado Boulder

November 16, 2022

Abstract

A key to understanding the evolution of the Martian climate over its history is the study of how the Martian atmosphere escapes to space. Studying the near-Mars space environment allows us to better understand atmospheric escape processes. One of these important processes is ion escape, in which atmospheric particles that are primarily ionized by the solar radiation above the exobase region can escape from the planet. Various model results, as well as MAVEN observations, have shown several important channels for ion escape in the Martian plasma environment. One of these channels forms when pickup ions are accelerated away from the planet by a motional electric field, creating a “plume” of escape organized by the upstream solar wind electric field. Although plasma models have predicted the existence of this plume before, only recently have we been able to regularly identify it in observations. Relatively little work has been done on how modeling choices influence the morphology of the plume. Here we present a comparison of two BATS-R-US multi-fluid MHD simulations, each with different spatial resolution, run using input conditions taken from a single MAVEN orbit in which the plume signature was clearly identified. Our analysis primarily focuses on differences seen in the location and morphology of the ion plume. While the two simulations match well at low altitudes, location differences in the ion plume become clear at high altitudes. We also analyze the effect of different spatial resolution on the simulated ion escape rates. Detailed investigation of the plume region in these simulations has also provided us with a better understanding of the underlying physics that shape and act on the ion plume. We have analyzed and identified regions where the $\mathbf{v} \times \mathbf{B}$ force accelerates ions while the $\mathbf{J} \times \mathbf{B}$ force confines them. This in turn allows us to identify the location of the plume. This study highlights the importance of choices in spatial resolution when modeling features in the Martian magnetosphere.

Effects of Spatial Resolution on the Martian Pickup Ion Plume in Global Plasma Simulations

Jeremy Osowski¹, Hilary Egan¹, Chuanfei Dong², David Brain¹, Bruce Jakobsky¹

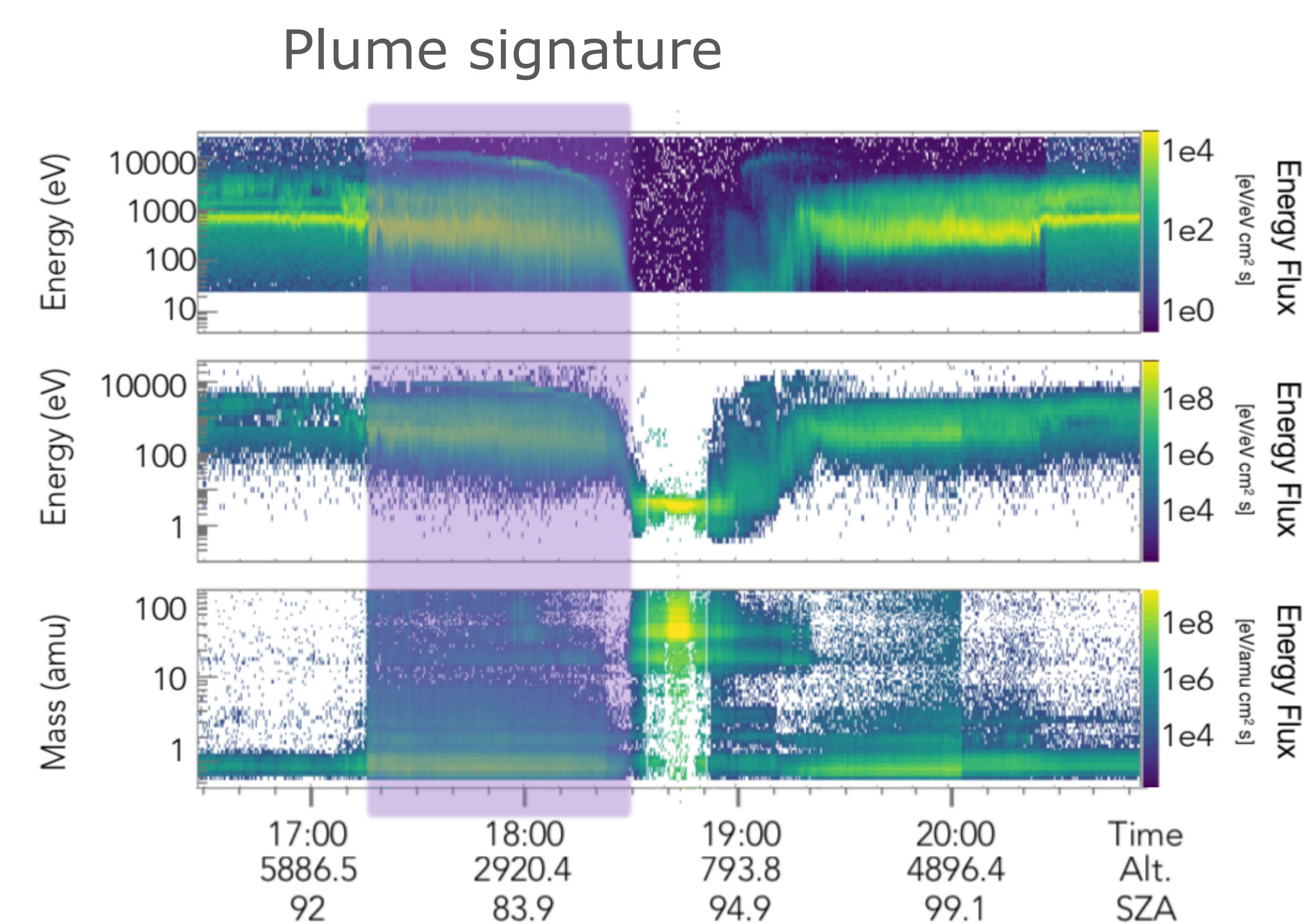
1. University of Colorado Boulder, 2. Princeton

Introduction

- Solar wind interactions with the Martian ionosphere create a motional electric field where accelerated particles can escape
- MAVEN measurements and previous model challenges have shown a polar pickup ion plume in the Northern hemisphere to be a key component of ion loss at Mars
- Comparing BATSRUS multi-fluid MHD simulations of different resolution shows variation in plume location

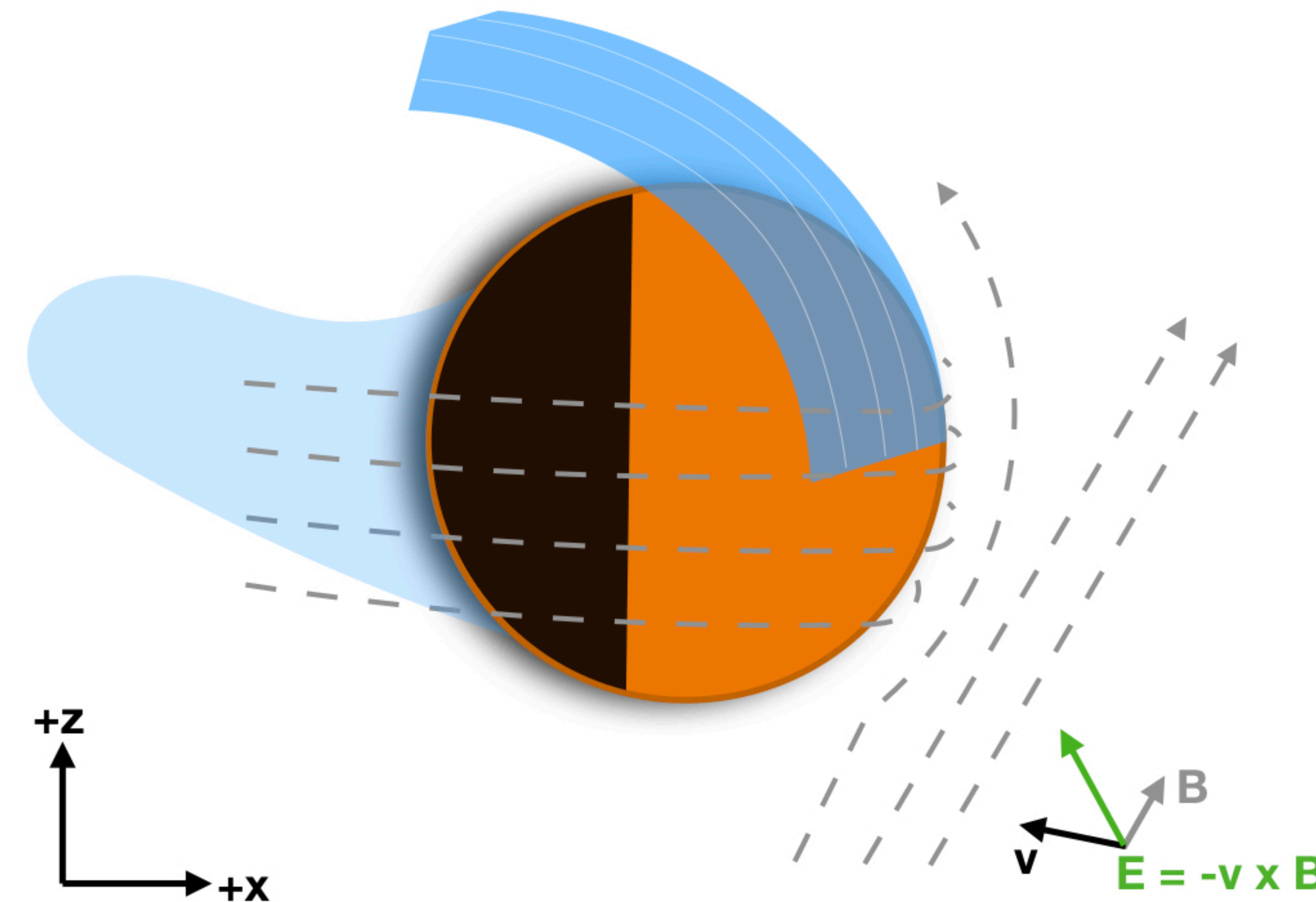
Upstream Conditions	
B	[-0.74, 5.46, -0.97] nT
v	[-350, 0, 0] km/s
n_p	4.9 cm ⁻³
n_a	0.14 cm ⁻³
T_p	59200 K
SSL	170°

- Model conditions were chosen to match MAVEN orbit #2349 (below) where plume signatures have been observed

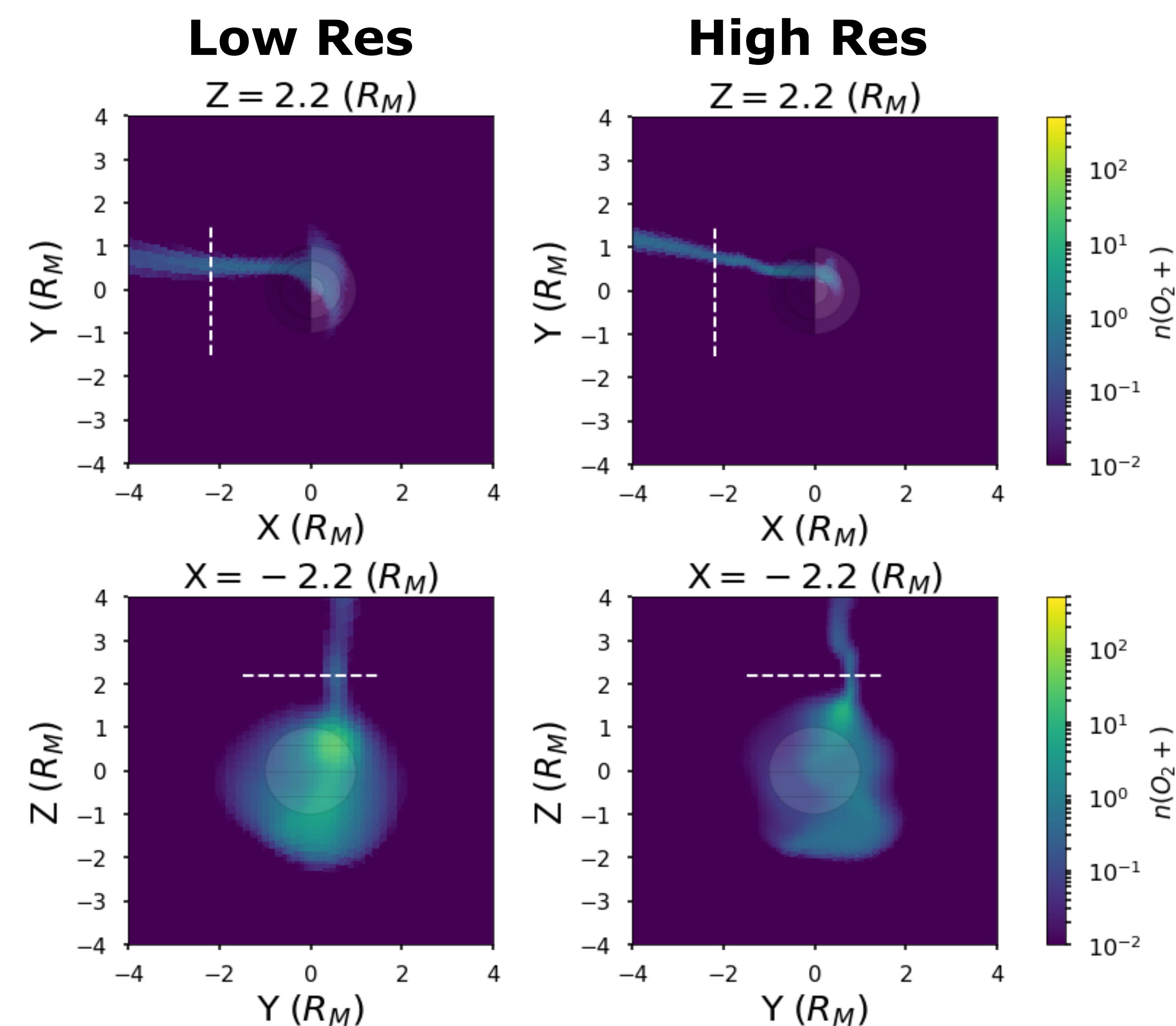


- Model resolution is changed by changing spatial refinement of boxes in a spherical grid

Simulation Resolutions		
Resolution	Radial	Angular
Low	10 km	3°
High	5 km	1.5°

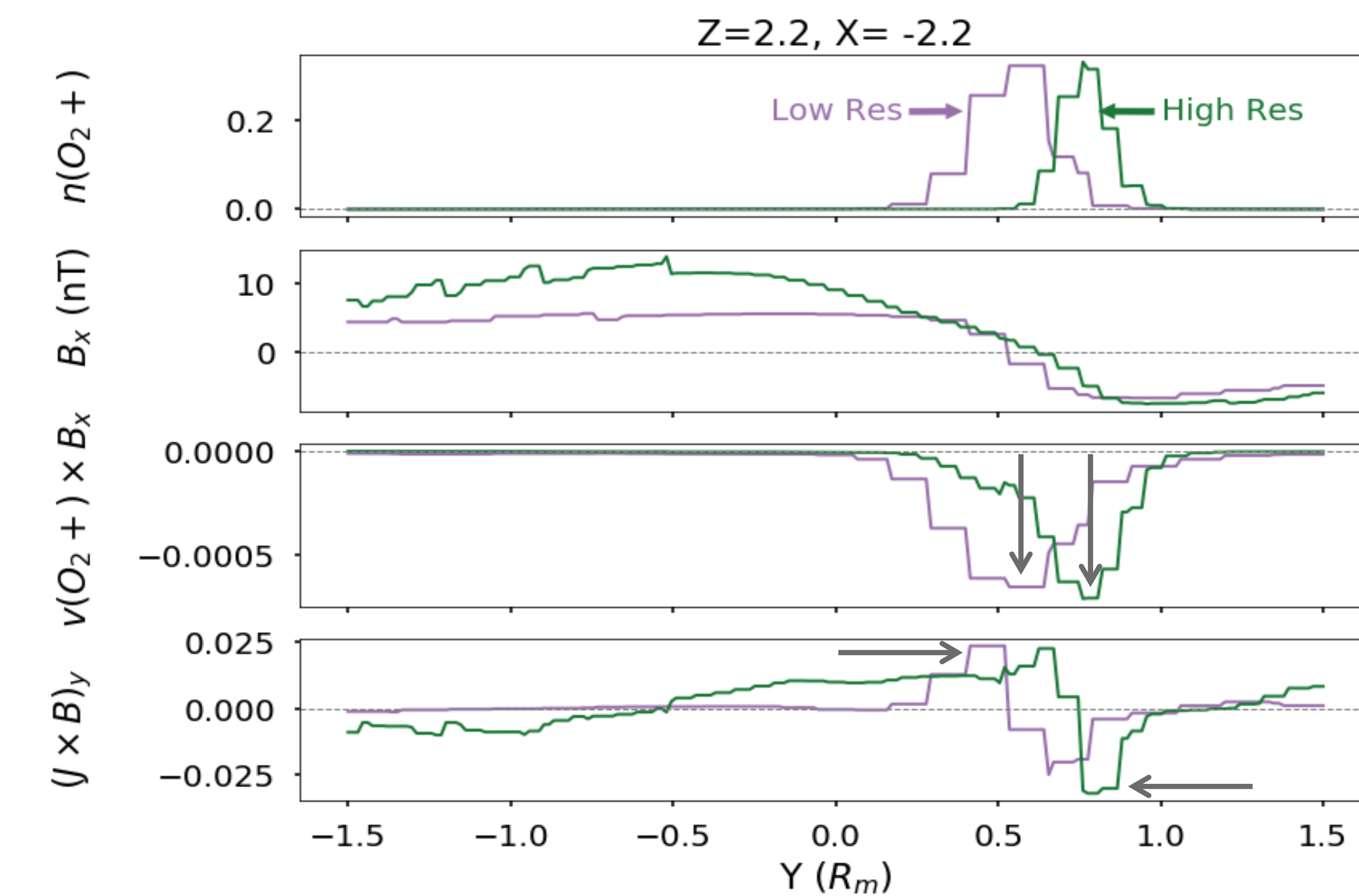


Resolution choice affects spatial variability



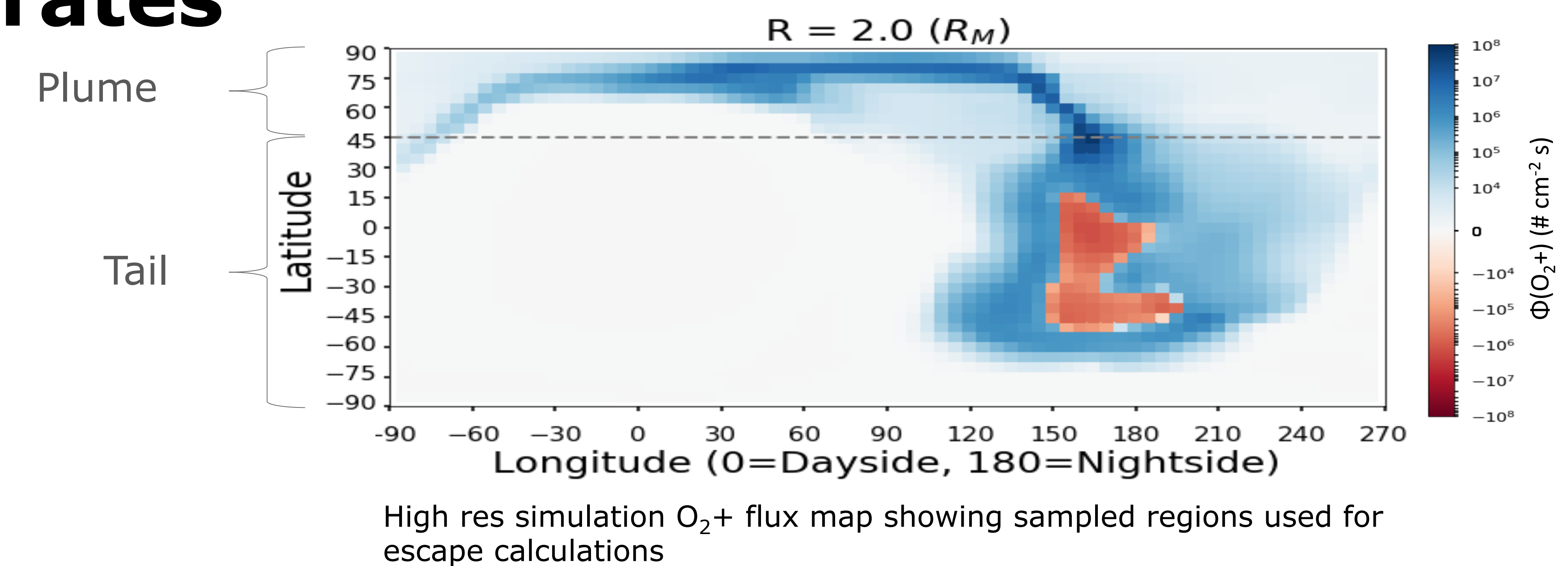
- Simulations of different resolution produce a plume in different locations, sometimes separated by up to $\sim 0.2 R_M$

Electromagnetic fields affect plume location



- $V \times B$ forces accelerate ions "down" plume
- $J \times B$ forces collimate plume

Resolution choice affects escape rates



- Low resolution simulation produces higher O_2^+ escape in plume, tail, and total
- Resolution choice changes O_2^+ escape in plume, tail, and total by ~ 1.5 , 3 and 2.5 times, respectively

